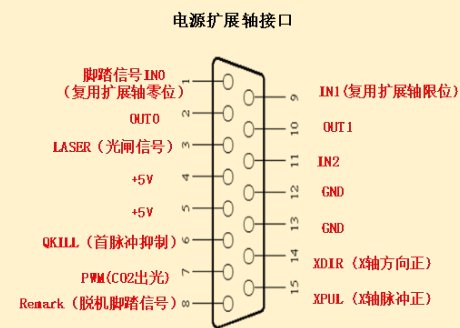

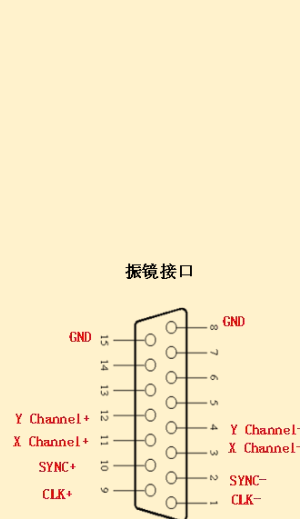


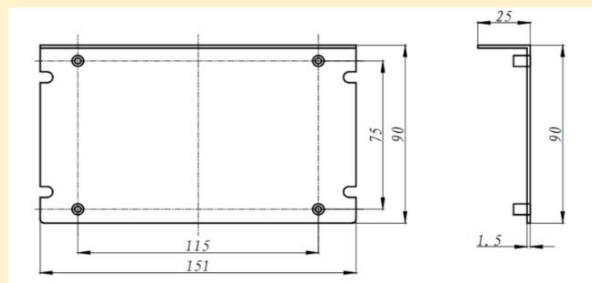
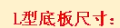


长沙八思量打标卡DBK20P-J2



板卡接法:

5V开关电源的+5V接板卡电源扩展轴接口的4脚或5脚，GND接板卡电源扩展轴接口的12脚或13脚。



脚踏开关:

脚踏开关接板卡电源扩展轴接口的1脚和13脚，软件开始标刻输入口设置如下：



选择离线打标，脚踏接电源扩展轴接口的8脚和13脚，对应达标文件需在界面上点击“下载到板卡”。如下图



旋转电机接法:

